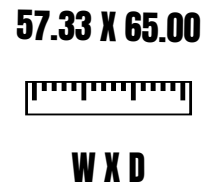




Building Your Custom Dream...

HELLAH 2240



Room Dimensions As Follow:

Foyer 6.8 x 11.0
Kitchen 12.0 x 14.0
Dining 11.0 x 15.0
Gathering Room 16.0 x 27.0
Pantry 5.4 x 6.8
Mudroom/Laundry 11.6 x 8.8
Office 11.0 x 11.0
Bath #1 5.8 x 6.3
Master Bedroom 13.0 x 18.9



330.468.2892

www.kraftechhomes.com
paulk@kraftechhomes.com

Bath #2 9.0 x 9.6
WIC# 1 6.8 x 12.0
Master Bedroom 13.0 x 18.0
Bedroom #2 13.0 x 11.0
Bath #3 6.0 x 9.4
Bedroom #3 12.3 x 12.0
3 Car Garage 31.4 x 22.0
Rear Covered Porch 14.0 x 14.0